



71725-28


28mm Volkswagen Golf/Jetta IV, Beetle Sway Bar

TS040


Kit includes:

1 x Sway Bar (1)	6 x Washers (2)	2 x Extended Shock Mount / Bar End Link Bolts (3)	
2 x Link Spacers (4)	2 x Link Washers (5)	2 x Bar End Link Bolts (6)	2x End Link (7)
4 x Nuts (8)	2 x Bushings	2 x Bushing Bracket	2 x Bushing Band Clamp

- H&R suspension components should only be installed by a qualified licensed mechanic experienced in the installation of suspension springs and shocks. The professional mechanic should have express knowledge of the special requirements of aftermarket suspension products.
- Follow all factory torque specifications and do not torque bolts until the vehicle has been lowered and the suspension loaded.
- First clean the axle beam where the bushings and band clamp will mount.
- The sway bar and end links attach to the lower shock mounts with the supplied hardware (picture 1,2)



Picture 1




Picture 2




Picture 3

- The bushing, bushing bracket and bushing band clamp are assembled as in picture 3. They must be installed on the sway bar and mounted to the axle as shown (picture 4), approximately 22 inches (55.5cm) apart.
- Tighten bolt until securely fastened so that approximately .75" - 1.0" of threads are exposed. (picture 5)
Please note: Band clamp position must be as pictured

Note: Final torque of the shock mount and end link bolts should be to OE recommended specifications and performed after the vehicle has been lowered to the ground. It is recommended that you check the tightness of the sway bar bolts after 500 miles of use.



Picture 4



Picture 5